



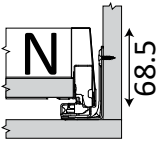

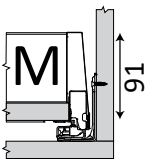

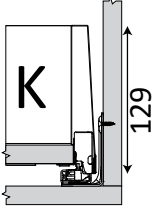

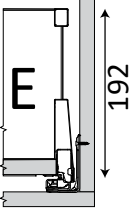

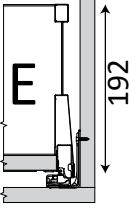





One Modular Platform

The three components cabinet profile, drawer side and front allow for variety with the same manufacturing process. MERIVOBX – the true platform for your broad range.



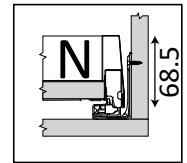
At the heart of the system is the cabinet profile with the same fixing position for all applications. This is the basis for the drawer of your choice. No matter which model you opt for, the front and front fixing bracket are always the same. A true platform that simultaneously reduces complexity and increases variety.

| | | | |
|---|---|---|------------------|
|  |  | <p>Shallow Drawer 40 kg and 70 kg Weight Capacity 400 - 450 mm Nominal Lengths Orion Grey Finish</p> | <p>Page 1.22</p> |
|  |  | <p>Standard Height Drawer 40 kg and 70 kg Weight Capacity 270 - 600 mm Nominal Lengths Orion Grey Finish</p> | <p>Page 1.24</p> |
|  |  | <p>K Height Pot Drawer 40 kg and 70 kg Weight Capacity 450 - 500 mm Nominal Lengths Orion Grey Finish</p> | <p>Page 1.26</p> |
|  |  | <p>E Height Pot Drawer 40 kg and 70 kg Weight Capacity 450 - 500 mm Nominal Lengths Orion Grey Finish</p> | <p>Page 1.28</p> |
|  |  | <p>Pure E Height Pot Drawer 40 kg and 70 kg Weight Capacity 450 - 600 mm Nominal Lengths Orion Grey Finish</p> | <p>Page 1.36</p> |
| <p>INNER FRONTS</p> |  | <p>Inner Front Programme Standard Height Drawers E Height Pot Drawers 2 Glass options Orion Grey Finish</p> | <p>Page 1.38</p> |
| <p>ASSEMBLY</p> |  | <p>MERIVOBX Assembly MERIVOBX Adjustments Tip On BLUMOTION for MERIVOBX</p> | <p>Page 1.40</p> |

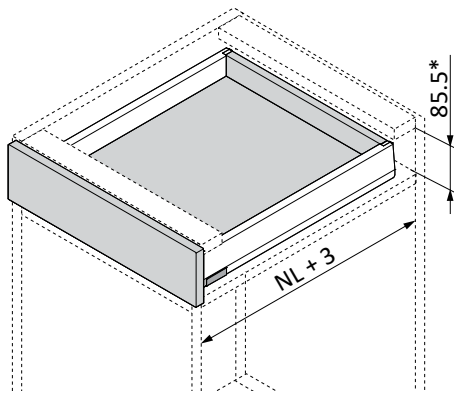


MERVIOBOX N height drawer

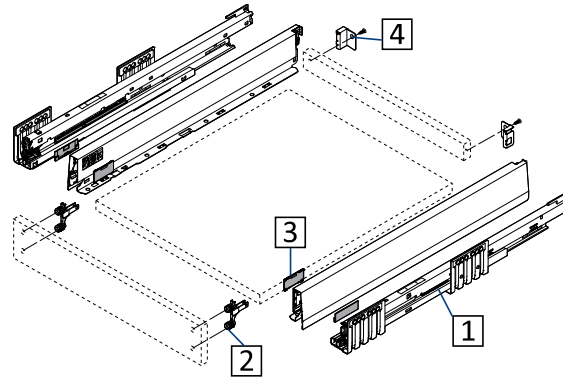
- Concealed, guided, full extension
- Integrated BLUMOTION soft close
- Drawer side height N = 68.5 mm
- Front height ≥ 103.5 mm (Bottom drawer 18 mm overlay)
- Unparalleled running action for the lifetime of the furniture
- Orion Grey finish
- 40 kg weight carrying capacity 400 - 450 mm
- 70 kg weight carrying capacity 450 mm
- Tool free assembly option
- 3 dimensional front adjustment
- Optional TIP-ON BLUMOTION



Space Requirement

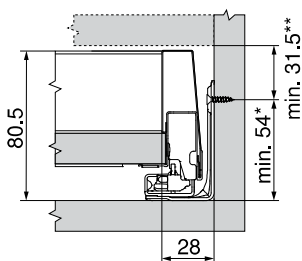


Components



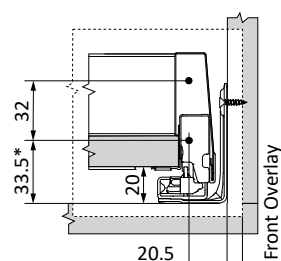
- | | | | |
|----|-----------------------|----|------------------|
| 1. | Runners and Sides | 3. | Inner Cover caps |
| 2. | Front-fixing brackets | 4. | Back brackets |

Height Requirement



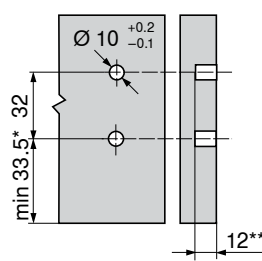
- * + 1 mm if cabinet profile is installed before cabinet is assembled
- ** Incl. 2 mm tilt adjustment

Installation for screw on front-fixing bracket



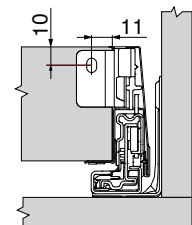
- * + 1 mm if cabinet profile is installed before cabinet is assembled

Front drilling for INSERTA front-fixing brackets



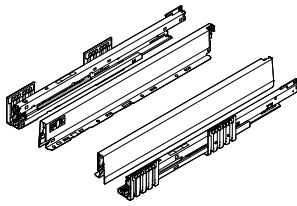
- * + 1 mm if cabinet profile is installed before cabinet is assembled
- ** min 6 mm for EXPANDO T

Back installation dimensions



Note: For runner positions and base and back cutting dimensions see Page 1.42

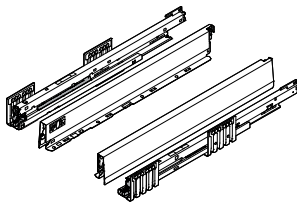
Drawer Sides and Runners - 40 kg



1

| Nominal Length | BLUMOTION | P.U |
|----------------|------------|-----|
| 400 mm | B470N400OG | 20 |
| 450 mm | B470N450OG | 20 |

Drawer Sides and Runners - 70 kg

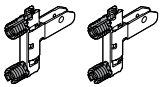


1

| Nominal Length | BLUMOTION | P.U |
|----------------|------------|-----|
| 450 mm | B473N450OG | 20 |

Front-fixing brackets

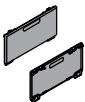
2



| Front Brackets (2 Pcs Required) | Screw On | INSERTA | EXPANDO | P.U |
|------------------------------------|-----------|-----------|-----------|-----|
| | BZF4.1002 | BZF4.10I2 | BZF4.10E2 | 500 |

Cover Caps

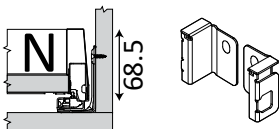
3



| Cover Cap (2 Pcs Required) | Inner Cover Cap | Optional Outer Branded C-Cap | P.U |
|-------------------------------|-----------------|------------------------------|------|
| | BZA4.5400BT | BABD1000BT | 1000 |

Back Brackets for Wooden Backs

4




| Bracket Set L+R | Orion Grey Finish | P.U |
|-----------------|-------------------|-----|
| | BZB4N000SSET | 25 |

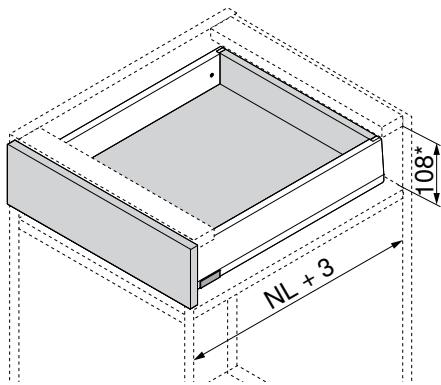


MERVIOBOX M height drawer

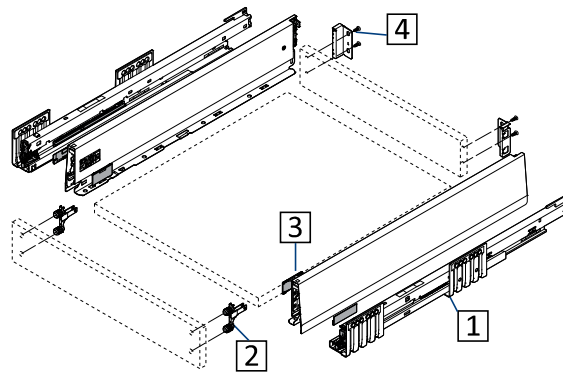
- Concealed, guided, full extension
- Integrated BLUMOTION soft close
- Drawer side height M = 91 mm
- Front height ≥ 126 mm (Bottom drawer 18 mm overlay)
- Unparalleled running action for the lifetime of the furniture
- Orion Grey finish
- 40 kg weight carrying capacity 270 - 500 mm
- 70 kg weight carrying capacity 450 - 600 mm
- Tool free assembly option
- 3 dimensional front adjustment
- Optional TIP-ON BLUMOTION



Space Requirement

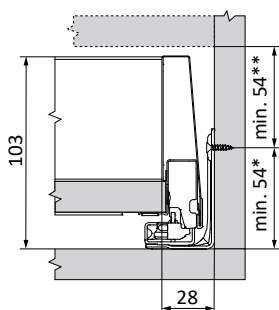


Components



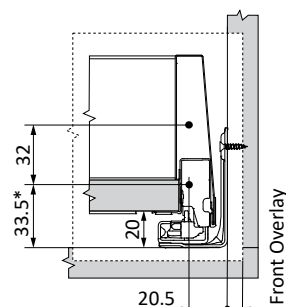
- | | | | |
|----|-----------------------|----|------------------|
| 1. | Runners and Sides | 3. | Inner Cover caps |
| 2. | Front-fixing brackets | 4. | Back brackets |

Height Requirement



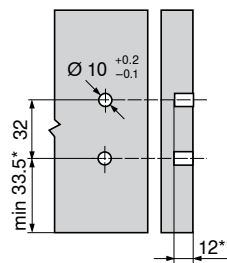
- * + 1 mm if cabinet profile is installed before cabinet is assembled
- ** Incl. 2 mm tilt adjustment

Installation for screw on front-fixing bracket



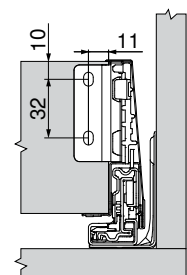
- * + 1 mm if cabinet profile is installed before cabinet is assembled

Front drilling for INSERTA front-fixing brackets



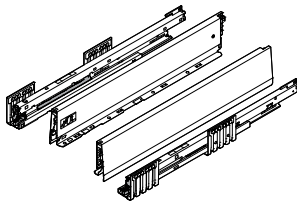
- * + 1 mm if cabinet profile is installed before cabinet is assembled
- ** min 6 mm for EXPANDO T

Back installation dimensions



Note: For runner positions and base and back cutting dimensions see Page 1.42

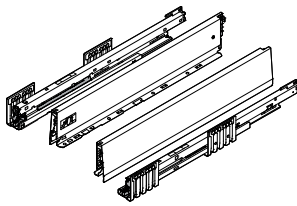
Drawer Sides and Runners - 40 kg



1

| Nominal Length | BLUMOTION | P.U |
|----------------|------------|-----|
| 270 mm | B470M270OG | 20 |
| 350 mm | B470M350OG | 20 |
| 400 mm | B470M400OG | 20 |
| 450 mm | B470M450OG | 20 |
| 500 mm | B470M500OG | 20 |

Drawer Sides and Runners - 70 kg

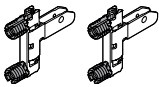


1

| Nominal Length | BLUMOTION | P.U |
|----------------|------------|-----|
| 450 mm | B473M450OG | 20 |
| 500 mm | B473M500OG | 20 |
| 550 mm | B473M550OG | 20 |
| 600 mm | B473M600OG | 20 |

Front-fixing brackets

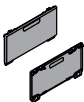
2



| Front Brackets (2 Pcs Required) | Screw On | INSERTA | EXPANDO | P.U |
|------------------------------------|-----------|-----------|-----------|-----|
| | BZF4.1002 | BZF4.10I2 | BZF4.10E2 | 500 |

Cover Caps

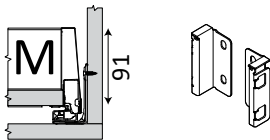
3



| Cover Cap (2 Pcs Required) | Inner Cover Cap | Optional Outer Branded C-Cap | P.U |
|-------------------------------|-----------------|------------------------------|------|
| | BZA4.5400BT | BABD1000BT | 1000 |

Back Brackets for Wooden Backs

4



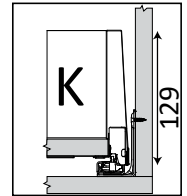
| | Orion Grey Finish | P.U |
|---------------|-------------------|-----|
| Left Bracket | BZB4M000SL | 25 |
| Right Bracket | BZB4M000SR | 25 |

Blum MERVIOBOX K Height

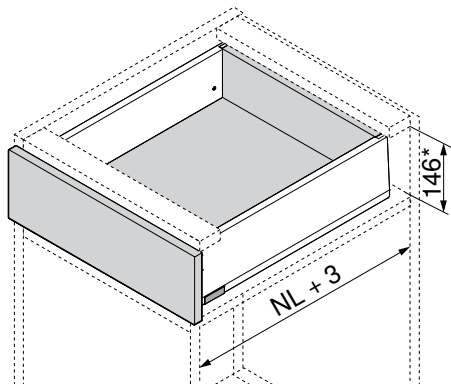


MERVIOBOX K height drawer

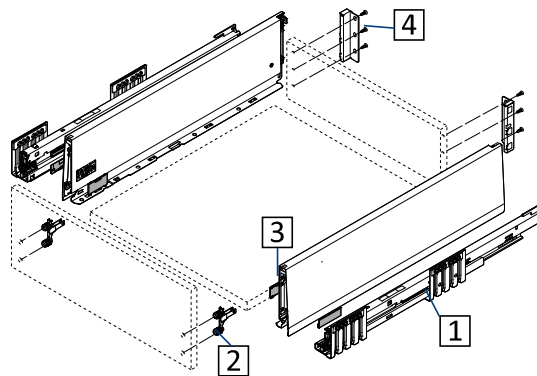
- Concealed, guided, full extension
- Integrated BLUMOTION soft close
- Drawer side height K = 129 mm
- Front height ≥ 164 mm (Bottom drawer 18 mm overlay)
- Unparalleled running action for the lifetime of the furniture
- Orion Grey finish
- 40 kg weight carrying capacity 450 - 500 mm
- 70 kg weight carrying capacity 450 - 500 mm
- Tool free assembly option
- 3 dimensional front adjustment
- Optional TIP-ON BLUMOTION



Space Requirement

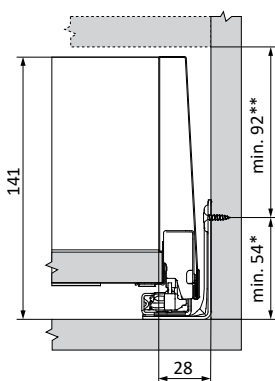


Components



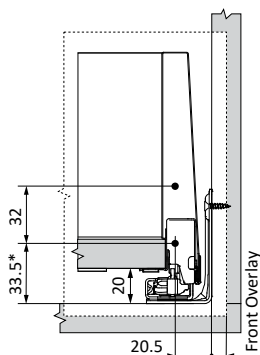
- | | | | |
|----|-----------------------|----|------------------|
| 1. | Runners and Sides | 3. | Inner Cover caps |
| 2. | Front-fixing brackets | 4. | Back brackets |

Height Requirement



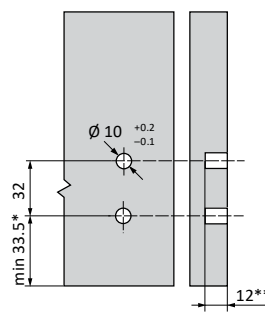
* + 1 mm if cabinet profile is installed before cabinet is assembled
 ** Incl. 2 mm tilt adjustment

Installation for screw on front-fixing bracket



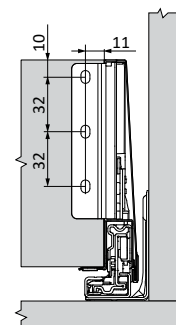
* + 1 mm if cabinet profile is installed before cabinet is assembled

Front drilling for INSERTA front-fixing brackets



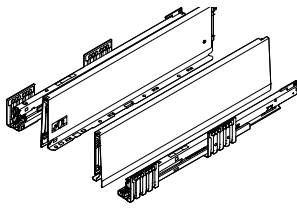
* + 1 mm if cabinet profile is installed before cabinet is assembled
 ** min 6 mm for EXPANDO T

Back installation dimensions



Note: For runner positions and base and back cutting dimensions see Page 1.42

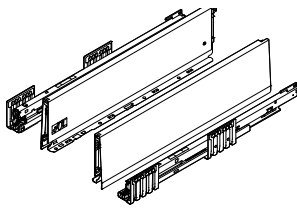
Drawer Sides and Runners - 40 kg



| Nominal Length | BLUMOTION | P.U |
|----------------|------------|-----|
| 450 mm | B470K4500G | 20 |
| 500 mm | B470K5000G | 20 |

1

Drawer Sides and Runners - 70 kg

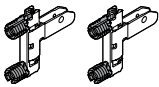


| Nominal Length | BLUMOTION | P.U |
|----------------|------------|-----|
| 450 mm | B473K4500G | 20 |
| 500 mm | B473K5000G | 20 |

1

Front-fixing brackets

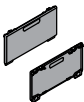
2



| Front Brackets (2 Pcs Required) | Screw On | INSERTA | EXPANDO | P.U |
|------------------------------------|-----------|-----------|-----------|-----|
| | BZF4.1002 | BZF4.10I2 | BZF4.10E2 | 500 |

Cover Caps

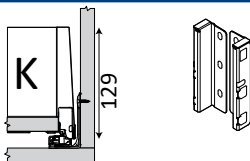
3



| Cover Cap (2 Pcs Required) | Inner Cover Cap | Optional Outer Branded C-Cap | P.U |
|-------------------------------|-----------------|------------------------------|------|
| | BZA4.5400BT | BABD1000BT | 1000 |

Back Brackets for Wooden Backs

4



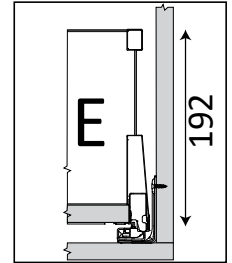
| Bracket Set L+R | Orion Grey Finish | P.U |
|-----------------|-------------------|-----|
| | BZB4K000SSET | 25 |

Blum MERVIOBOX E Height with Gallery

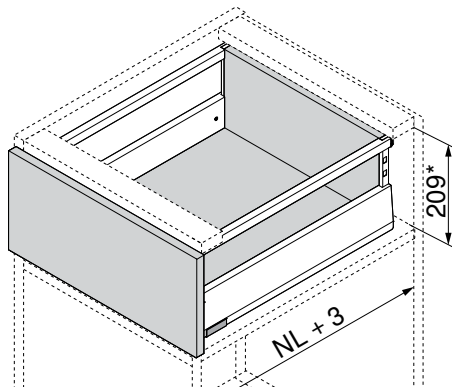


MERVIOBOX E height drawer with Gallery

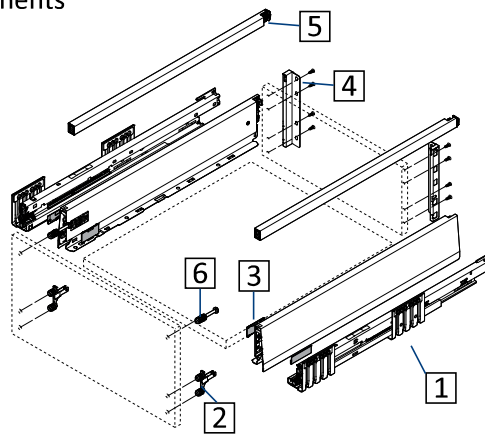
- Concealed, guided, full extension
- Integrated BLUMOTION soft close
- Drawer side height E = 192 mm
- Front height ≥ 227 mm (Bottom drawer 18 mm overlay)
- Unparalleled running action for the lifetime of the furniture
- Orion Grey finish
- 40 kg weight carrying capacity 450 - 500 mm
- 70 kg weight carrying capacity 450 - 500 mm
- Tool free assembly option
- 3 dimensional front adjustment
- Optional TIP-ON BLUMOTION



Space Requirement

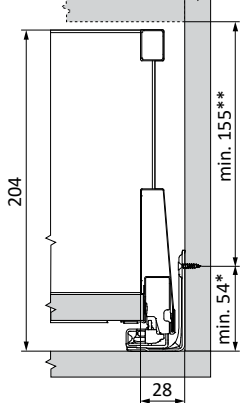


Components



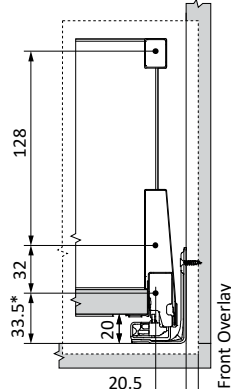
- | | |
|--------------------------|---------------------------|
| 1. Runners and Sides | 4. Back brackets |
| 2. Front-fixing brackets | 5. Gallery Rails |
| 3. Inner Cover caps | 6. Gallery Front brackets |

Height Requirement



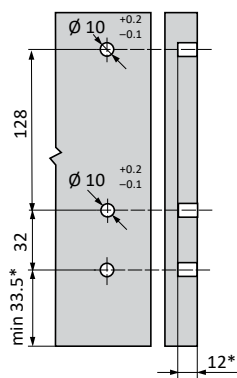
* + 1 mm if cabinet profile is installed before cabinet is assembled
 ** Incl. 2 mm tilt adjustment

Installation for screw on front-fixing bracket



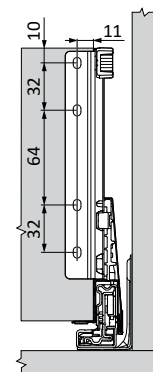
* + 1 mm if cabinet profile is installed before cabinet is assembled

Front drilling for INSERTA front-fixing brackets



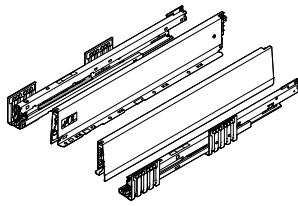
* + 1 mm if cabinet profile is installed before cabinet is assembled
 ** min 6 mm for EXPANDO T

Back installation dimensions



Note: For runner positions and base and back cutting dimensions see Page 1.42

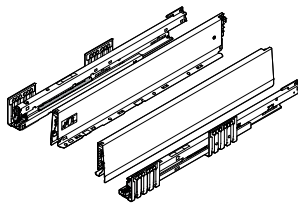
Drawer Sides and Runners - 40 kg



1

| Nominal Length | BLUMOTION | P.U |
|----------------|------------|-----|
| 270 mm | B470M270OG | 20 |
| 350 mm | B470M350OG | 20 |
| 400 mm | B470M400OG | 20 |
| 450 mm | B470M450OG | 20 |
| 500 mm | B470M500OG | 20 |

Drawer Sides and Runners - 70 kg

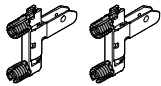


1

| Nominal Length | BLUMOTION | P.U |
|----------------|------------|-----|
| 450 mm | B473M450OG | 20 |
| 500 mm | B473M500OG | 20 |
| 550 mm | B473M550OG | 20 |
| 600 mm | B473M600OG | 20 |

Front-fixing brackets

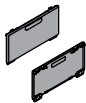
2



| Front Brackets (2 Pcs Required) | Screw On | INSERTA | EXPANDO | P.U |
|------------------------------------|-----------|-----------|-----------|-----|
| | BZF4.1002 | BZF4.10I2 | BZF4.10E2 | 500 |

Cover Caps

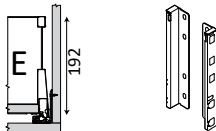
3



| Cover Cap (2 Pcs Required) | Inner Cover Cap | Optional Outer Branded C-Cap | P.U |
|-------------------------------|-----------------|------------------------------|------|
| | BZA4.5400BT | BABD1000BT | 1000 |

Back Brackets for Wooden Backs

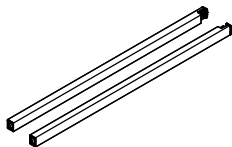
4



| Bracket Set L+R | Orion Grey Finish | P.U |
|-----------------|-------------------|-----|
| | BZB4E000SSET | 25 |

Gallery Rails


5



| Nominal Length | Orion Grey | P.U |
|----------------|------------|-----|
| 270 mm | BZR4.270OG | 44 |
| 350 mm | BZR4.350OG | 44 |
| 400 mm | BZR4.400OG | 92 |
| 450 mm | BZR4.450OG | 92 |
| 500 mm | BZR4.500OG | 92 |
| 550 mm | BZR4.550OG | 44 |
| 600 mm | BZR4.600OG | 44 |

Upper Front-fixing brackets for all Pot Drawer Solutions

6

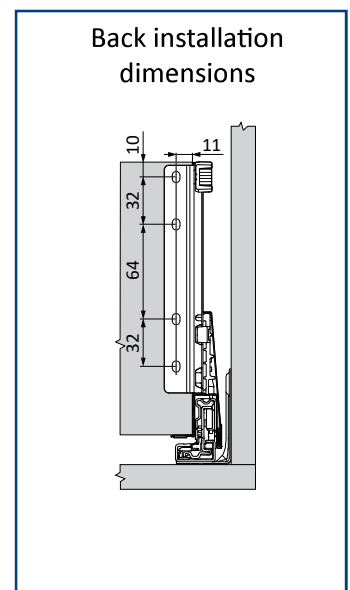
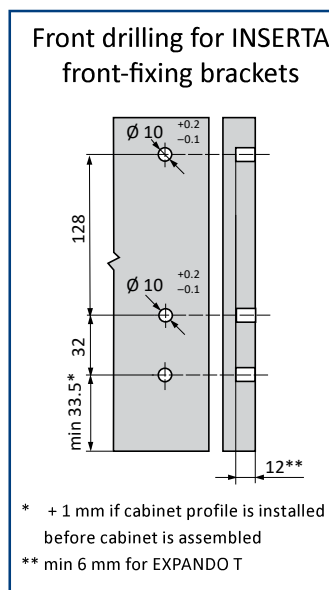
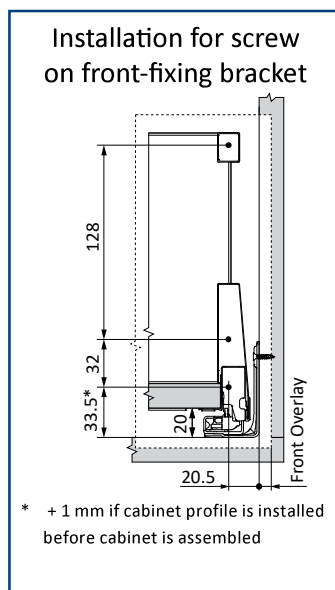
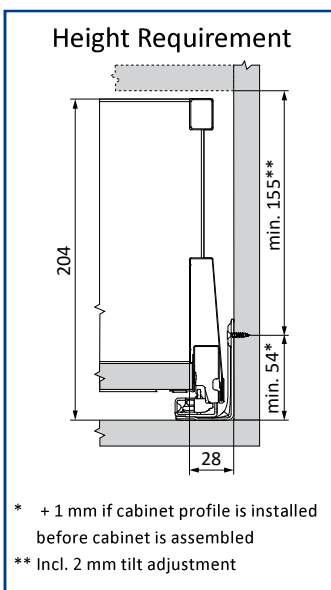
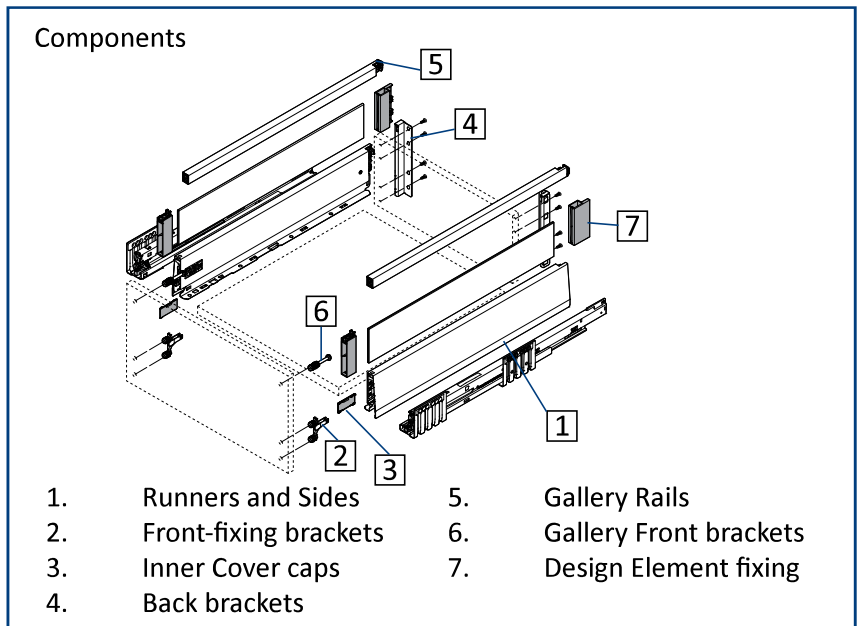
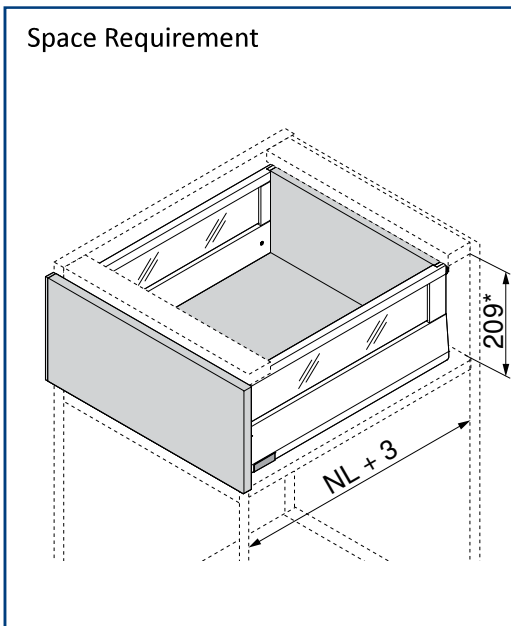
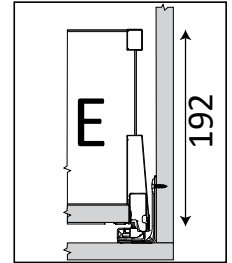


| Front Brackets (2 Pcs Required) | Screw On | INSERTA | P.U |
|------------------------------------|-----------|-----------|-----|
| | BZF4.5002 | BZF4.50I2 | 500 |



MERVIOBOX E height drawer with Gallery

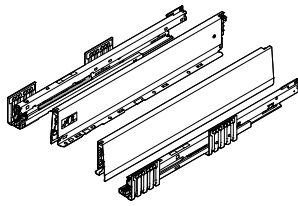
- Concealed, guided, full extension
- Integrated BLUMOTION soft close
- Drawer side height E = 192 mm
- Front height ≥ 227 mm (Bottom drawer 18 mm overlay)
- Unparalleled running action for the lifetime of the furniture
- Orion Grey finish
- 40 kg weight carrying capacity 450 - 500 mm
- 70 kg weight carrying capacity 450 - 500 mm
- Tool free assembly option
- 3 dimensional front adjustment
- Optional TIP-ON BLUMOTION
- GLASS DESIGN ELEMENT NOT PART OF RANGE



Note: For runner positions and base and back cutting dimensions see Page 1.42

Blum MERVIOBOX E Height for Gallery Design Element

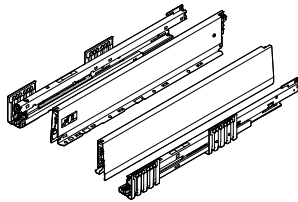
Drawer Sides and Runners - 40 kg



1

| Nominal Length | BLUMOTION | P.U |
|----------------|------------|-----|
| 450 mm | B470M450OG | 20 |
| 500 mm | B470M500OG | 20 |

Drawer Sides and Runners - 70 kg

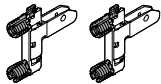


1

| Nominal Length | BLUMOTION | P.U |
|----------------|------------|-----|
| 450 mm | B473M450OG | 20 |
| 500 mm | B473M500OG | 20 |
| 550 mm | B473M550OG | 20 |
| 600 mm | B473M600OG | 20 |

Front-fixing brackets

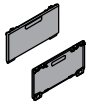
2



| Front Brackets (2 Pcs Required) | Screw On | INSERTA | EXPANDO | P.U |
|------------------------------------|-----------|-----------|-----------|-----|
| | BZF4.1002 | BZF4.10I2 | BZF4.10E2 | 500 |

Cover Caps

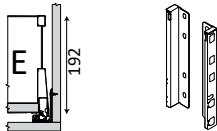
3



| Cover Cap (2 Pcs Required) | Inner Cover Cap | Optional Outer Branded C-Cap | P.U |
|-------------------------------|-----------------|------------------------------|------|
| | BZA4.5400BT | BABD1000BT | 1000 |

Back Brackets for Wooden Backs

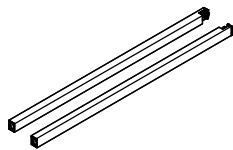
4



| Bracket Set L+R | Orion Grey Finish | P.U |
|-----------------|-------------------|-----|
| | BZB4E000SSET | 25 |

Gallery Rails


5



| Nominal Length | Orion Grey | P.U |
|----------------|------------|-----|
| 450 mm | BZR4.450OG | 92 |
| 500 mm | BZR4.500OG | 92 |
| 550 mm | BZR4.550OG | 44 |
| 600 mm | BZR4.600OG | 44 |

Upper Front-fixing brackets for all Pot Drawer Solutions

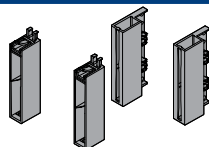
6



| Front Brackets (2 Pcs Required) | Screw On | INSERTA | P.U |
|------------------------------------|-----------|-----------|-----|
| | BZF4.5002 | BZF4.50I2 | 500 |

Design Element Connectors

7



| | Orion Grey Finish | P.U |
|----------------|-----------------------------|------|
| Front Brackets | BZG4E00401 (2 pcs required) | 1/20 |
| Back Brackets | BZG4E00402 (2 pcs required) | 1/20 |

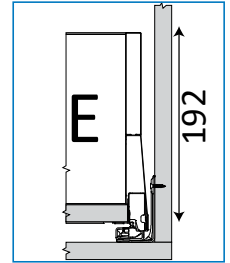
Glass: Length = Noninal length -33 x 75H x 4T mm

Blum MERVIOBOX M Height with BOXCOVER

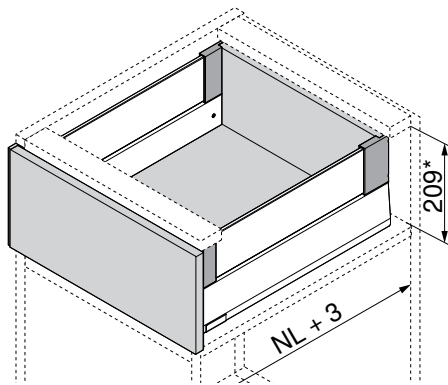


MERVIOBOX E height drawer with BOXCOVER

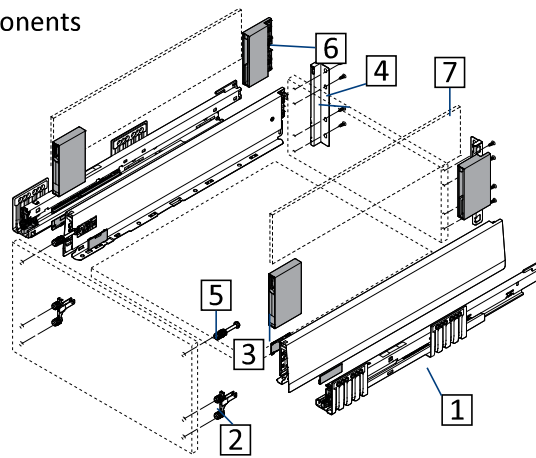
- Concealed, guided, full extension
- Integrated BLUMOTION soft close
- Drawer side height E = 192 mm
- Front height ≥ 227 mm (Bottom drawer 18 mm overlay)
- Unparalleled running action for the lifetime of the furniture
- Orion Grey finish
- 40 kg weight carrying capacity 450 - 500 mm
- 70 kg weight carrying capacity 450 - 600 mm
- Tool free assembly option
- 3 dimensional front adjustment
- Optional TIP-ON BLUMOTION



Space Requirement

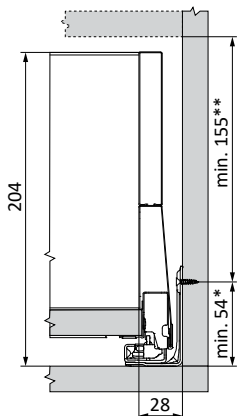


Components



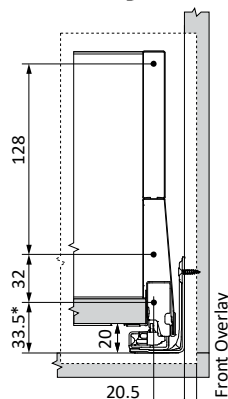
- | | |
|--------------------------|---------------------------|
| 1. Runners and Sides | 5. Gallery Front brackets |
| 2. Front-fixing brackets | 6. BOXCOVER set |
| 3. Inner Cover caps | 7. Design Element |
| 4. Back brackets | |

Height Requirement



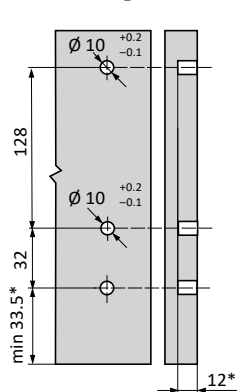
- * + 1 mm if cabinet profile is installed before cabinet is assembled
- ** Incl. 2 mm tilt adjustment

Installation for screw on front-fixing bracket



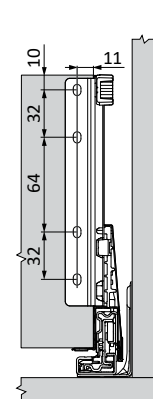
- * + 1 mm if cabinet profile is installed before cabinet is assembled

Front drilling for INSERTA front-fixing brackets



- * + 1 mm if cabinet profile is installed before cabinet is assembled
- ** min 6 mm for EXPANDO T

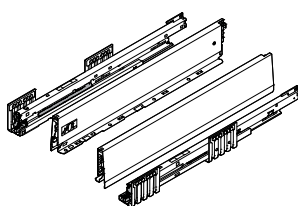
Back installation dimensions



Note: For runner positions and base and back cutting dimensions see Page 1.42

Blum MERVIOBOX E Height with BOXCOVER

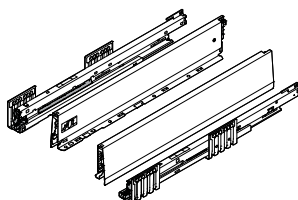
Drawer Sides and Runners - 40 kg



1

| Nominal Length | BLUMOTION | P.U |
|----------------|------------|-----|
| 450 mm | B470M450OG | 20 |
| 500 mm | B470M500OG | 20 |

Drawer Sides and Runners - 70 kg

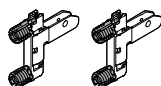


1

| Nominal Length | BLUMOTION | P.U |
|----------------|------------|-----|
| 450 mm | B473M450OG | 20 |
| 500 mm | B473M500OG | 20 |
| 550 mm | B473M550OG | 20 |
| 600 mm | B473M600OG | 20 |

Front-fixing brackets

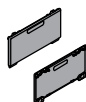
2



| Front Brackets (2 Pcs Required) | Screw On | INSERTA | EXPANDO | P.U |
|------------------------------------|-----------|-----------|-----------|-----|
| | BZF4.1002 | BZF4.10I2 | BZF4.10E2 | 500 |

Cover Caps

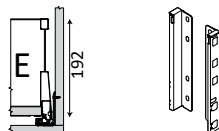
3



| Cover Cap (2 Pcs Required) | Inner Cover Cap | Optional Outer Branded C-Cap | P.U |
|-------------------------------|-----------------|------------------------------|------|
| | BZA4.5400BT | BABD1000BT | 1000 |

Back Brackets for Wooden Backs

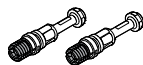
4



| Bracket Set L+R | Orion Grey Finish | P.U |
|-----------------|-------------------|-----|
| | BZB4E000SSET | 25 |

Upper Front-fixing brackets for all Pot Drawer Solutions

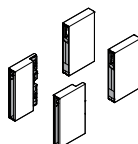
5



| Front Brackets (2 Pcs Required) | Screw On | INSERTA | P.U |
|------------------------------------|-----------|-----------|-----|
| | BZF4.5002 | BZF4.50I2 | 500 |

BOXCOVER Set

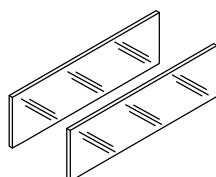
6



| Bracket Set L+R | Orion Grey Finish | P.U |
|-----------------|-------------------|------|
| | BZL4M0080SETOG | 1/20 |

Glass Design Element Set

7

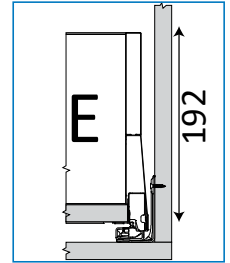


| Nominal Length | Orion Grey | P.U |
|----------------|------------|-------|
| 450 mm | BZE4M360G | 1 Set |
| 500 mm | BZE4M410G | 1 Set |
| 550 mm | BZE4M460G | 1 Set |
| 600 mm | BZE4M510G | 1 Set |

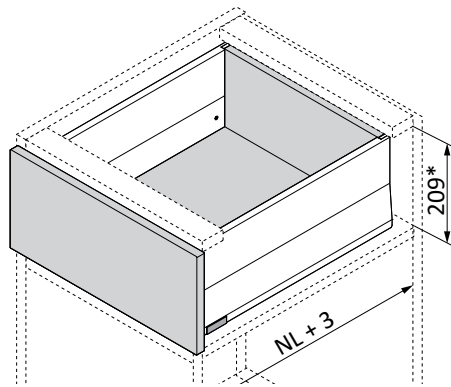


MERVIOBOX E height drawer with BOXCAP

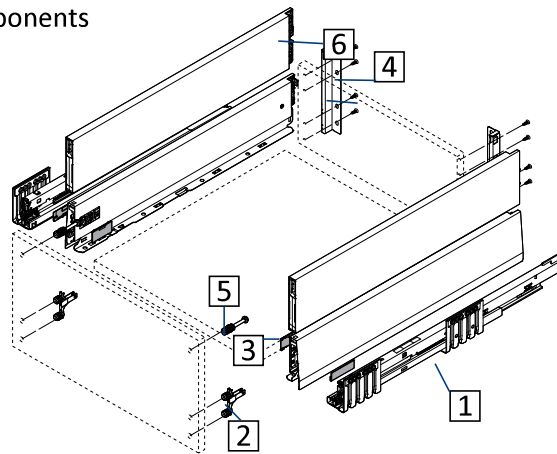
- Concealed, guided, full extension
- Integrated BLUMOTION soft close
- Drawer side height E = 192 mm
- Front height ≥ 227 mm (Bottom drawer 18 mm overlay)
- Unparalleled running action for the lifetime of the furniture
- Orion Grey finish
- 40 kg weight carrying capacity 450 - 500 mm
- 70 kg weight carrying capacity 450 - 550 mm
- Tool free assembly option
- 3 dimensional front adjustment
- Optional TIP-ON BLUMOTION



Space Requirement

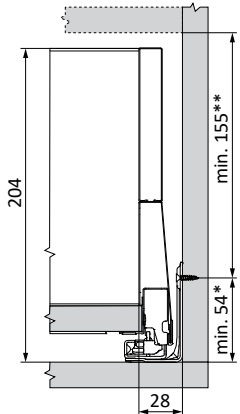


Components



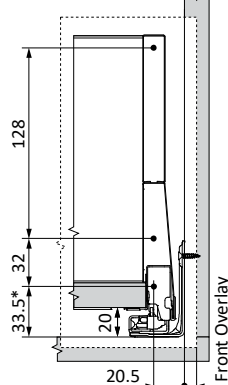
- | | |
|--------------------------|---------------------------|
| 1. Runners and Sides | 5. Gallery Front brackets |
| 2. Front-fixing brackets | 6. BOXCAP set |
| 3. Inner Cover caps | |
| 4. Back brackets | |

Height Requirement



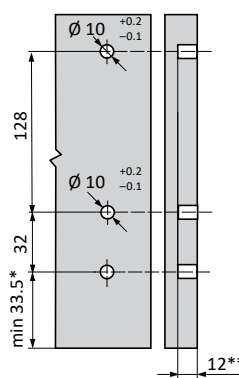
* + 1 mm if cabinet profile is installed before cabinet is assembled
 ** Incl. 2 mm tilt adjustment

Installation for screw on front-fixing bracket



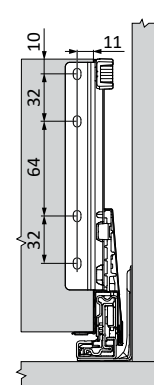
* + 1 mm if cabinet profile is installed before cabinet is assembled

Front drilling for INSERTA front-fixing brackets



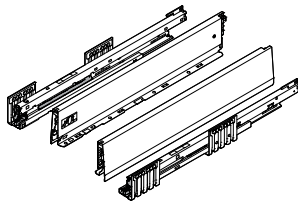
* + 1 mm if cabinet profile is installed before cabinet is assembled
 ** min 6 mm for EXPANDO T

Back installation dimensions



Note: For runner positions and base and back cutting dimensions see Page 1.42

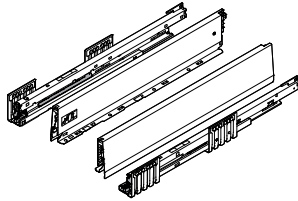
Drawer Sides and Runners - 40 kg



1

| Nominal Length | BLUMOTION | P.U |
|----------------|------------|-----|
| 450 mm | B470M450OG | 20 |
| 500 mm | B470M500OG | 20 |

Drawer Sides and Runners - 70 kg

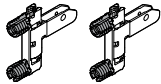


1

| Nominal Length | BLUMOTION | P.U |
|----------------|------------|-----|
| 450 mm | B473M450OG | 20 |
| 500 mm | B473M500OG | 20 |
| 550 mm | B473M550OG | 20 |

Front-fixing brackets

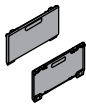
2



| Front Brackets (2 Pcs Required) | Screw On | INSERTA | EXPANDO | P.U |
|------------------------------------|-----------|-----------|-----------|-----|
| | BZF4.1002 | BZF4.10I2 | BZF4.10E2 | 500 |

Cover Caps

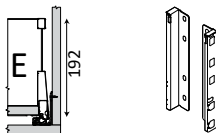
3



| Cover Cap (2 Pcs Required) | Inner Cover Cap | Optional Outer Branded C-Cap | P.U |
|-------------------------------|-----------------|------------------------------|------|
| | BZA4.5400BT | BABD1000BT | 1000 |

Back Brackets for Wooden Backs

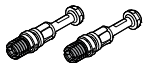
4



| Bracket Set L+R | Orion Grey Finish | P.U |
|-----------------|-------------------|-----|
| | BZB4E000SSET | 25 |

Upper Front-fixing brackets for all Pot Drawer Solutions

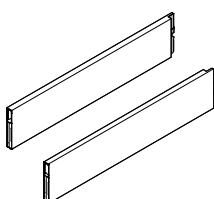
5



| Front Brackets (2 Pcs Required) | Screw On | INSERTA | P.U |
|------------------------------------|-----------|-----------|-----|
| | BZF4.5002 | BZF4.50I2 | 500 |

BOXCAP Set

6



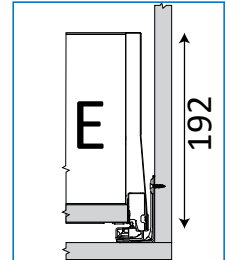
| Nominal Length | Orion Grey | P.U |
|----------------|------------|-------|
| 450 mm | ZL4450SE | 1 Set |
| 500 mm | ZL4500SE | 1 Set |
| 550 mm | ZL4550SE | 1 Set |

Blum MERVIOBOX Pure E Height

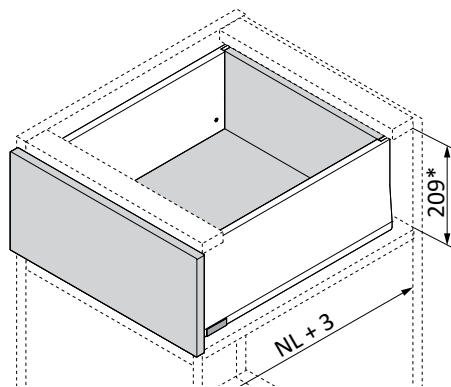


MERVIOBOX Pure E height drawer

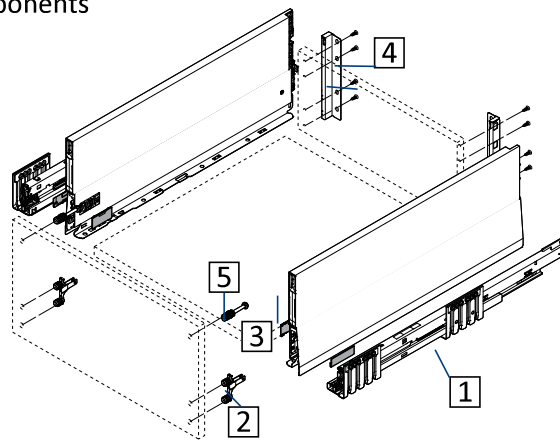
- Concealed, guided, full extension
- Integrated BLUMOTION soft close
- Drawer side height E = 192 mm
- Front height ≥ 227 mm (Bottom drawer 18 mm overlay)
- Unparalleled running action for the lifetime of the furniture
- Orion Grey finish
- 40 kg weight carrying capacity 350 - 500 mm
- 70 kg weight carrying capacity 450 - 500 mm
- Tool free assembly option
- 3 dimensional front adjustment
- Optional TIP-ON BLUMOTION



Space Requirement

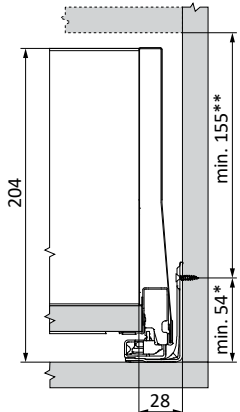


Components



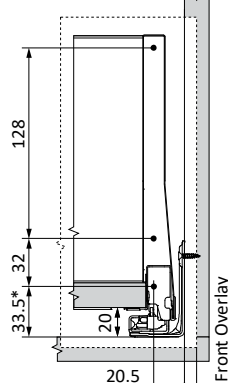
- | | | | |
|----|-----------------------|----|------------------------|
| 1. | Runners and Sides | 4. | Back brackets |
| 2. | Front-fixing brackets | 5. | Gallery Front brackets |
| 3. | Inner Cover caps | | |

Height Requirement



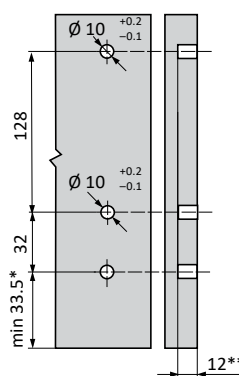
- * + 1 mm if cabinet profile is installed before cabinet is assembled
- ** Incl. 2 mm tilt adjustment

Installation for screw on front-fixing bracket



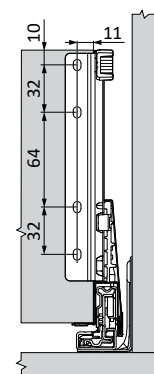
- * + 1 mm if cabinet profile is installed before cabinet is assembled

Front drilling for INSERTA front-fixing brackets



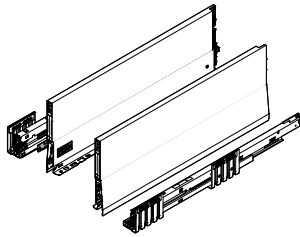
- * + 1 mm if cabinet profile is installed before cabinet is assembled
- ** min 6 mm for EXPANDO T

Back installation dimensions



Note: For runner positions and base and back cutting dimensions see Page 1.42

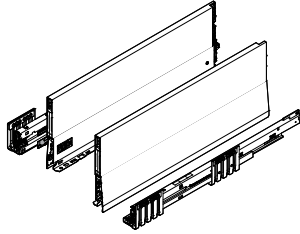
Drawer Sides and Runners - 40 kg



1

| Nominal Length | BLUMOTION | P.U |
|----------------|------------|-----|
| 350 mm | B470E3500G | |
| 400 mm | B470E4000G | |
| 450 mm | B470E4500G | 20 |
| 500 mm | B470E5000G | 20 |

Drawer Sides and Runners - 70 kg

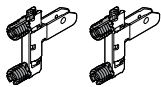


1

| Nominal Length | BLUMOTION | P.U |
|----------------|------------|-----|
| 450 mm | B473E4500G | 20 |
| 500 mm | B473E5000G | 20 |

Front-fixing brackets

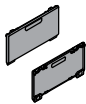
2



| Front Brackets (2 Pcs Required) | Screw On | INSERTA | EXPANDO | P.U |
|------------------------------------|-----------|-----------|-----------|-----|
| | BZF4.1002 | BZF4.10I2 | BZF4.10E2 | 500 |

Cover Caps

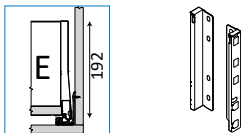
3



| Cover Cap (2 Pcs Required) | Inner Cover Cap | Optional Outer Branded C-Cap | P.U |
|-------------------------------|-----------------|------------------------------|------|
| | BZA4.5400BT | BABD1000BT | 1000 |

Back Brackets for Wooden Backs

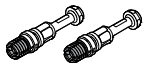
4



| Bracket Set L+R | Orion Grey Finish | P.U |
|-----------------|-------------------|-----|
| | BZB4E000SSET | 25 |

Upper Front-fixing brackets for all Pot Drawer Solutions

5



| Front Brackets (2 Pcs Required) | Screw On | INSERTA | P.U |
|------------------------------------|-----------|-----------|-----|
| | BZF4.5002 | BZF4.50I2 | 500 |



MERVIOBOX Preassembled Inner Fronts

- Colour coordinated Orion Grey
- Suitable for cabinet widths of 400 - 1000 mm
- 4 options
- M Height with solid front
- E Height with Rail
- E Height with High Glass Front
- E Height with low Glass Front

M Height Inner Front



| Cabinet Width | Art No. | P.U |
|---------------|----------|-----|
| 400 mm | BZW4236M | 28 |
| 500 mm | BZW4336M | 28 |
| 600 mm | BZW4436M | 28 |
| 800 mm | BZW4636M | 16 |
| 900 mm | BZW4736M | 16 |
| 1000 mm | BZW4836M | 16 |

E Height Inner Front with top Rail



| Cabinet Width | Art No. | P.U |
|---------------|-----------|-----|
| 400 mm | BZW4236ER | 14 |
| 500 mm | BZW4336ER | 14 |
| 600 mm | BZW4436ER | 14 |
| 800 mm | BZW4636ER | 8 |
| 900 mm | BZW4736ER | 8 |
| 1000 mm | BZW4836ER | 8 |

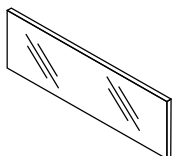
E Height Inner Front for use with High or low Glass



| Cabinet Width | Art No. | P.U |
|---------------|-----------|-----|
| 400 mm | BZW4236EN | 14 |
| 500 mm | BZW4336EN | 14 |
| 600 mm | BZW4436EN | 14 |
| 800 mm | BZW4636EN | 8 |
| 900 mm | BZW4736EN | 8 |
| 1000 mm | BZW4836EN | 8 |

Note: Also requires BZI44E06L / R to secure glass / Design Element

Glass Inner fronts E-Height Drawers



| Detail | 600CW | 1058 mm Cut to suit | P.U |
|------------|-----------|---------------------|-----|
| Low Glass | BZE4L458G | BZE4L1058G | 1 |
| High Glass | BZE4H458G | BZE4H1058G | 1 |

Cut to size dimensions = Internal Carcase width - 104 mm

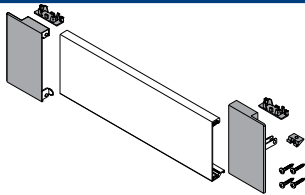
Note: 2 pcs of Adaptor BZI44E09 required for low glass fronts

MERIVOBX Cut to Suit Inner Fronts

- Colour coordinated Orion Grey
- Cut-to-suit option
- Suitable for cabinet widths of 1200 mm
- 5 options
- M Height with solid front
- K Height with solid front
- E Height with Rail
- E Height with High Glass Front
- E Height with low Glass Front



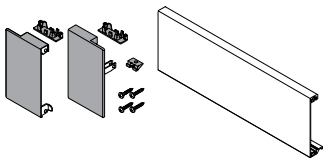
M Height Inner fronts



| Detail | Orion Grey | P.U |
|-------------------------|-------------|------|
| Inner Front bracket Set | BZI40ES1SET | 1/12 |
| Inner front 1042 mm | BZV41042M | 1/12 |

Cutting Dimensions: Internal Cabinet width -126 mm

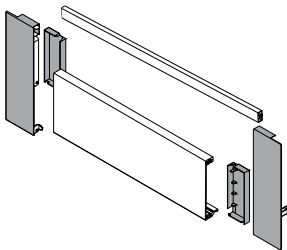
K Height Inner fronts



| Detail | Orion Grey | P.U |
|-------------------------|-------------|------|
| Inner Front bracket Set | BZI41KS1SET | 1/12 |
| Inner front 1042 mm | BZV41042M | 1/12 |

Cutting Dimensions: Internal Cabinet width -126 mm

E Height Inner fronts with upper rail

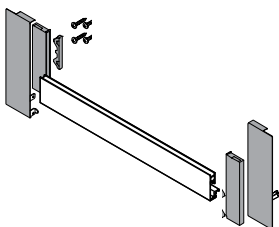


| Detail | Orion Grey | P.U |
|-------------------------|-------------|------|
| Inner Front bracket Set | BZI42ES1SET | 1/12 |
| Inner front 1042 mm | BZV41042M | 1/12 |
| Inner rail 1059 mm | BZR41059U | 20 |

Cutting Dimensions Front: Internal Cabinet width -126 mm

Cutting Dimensions Upper Rail: Internal Cabinet width -111 mm

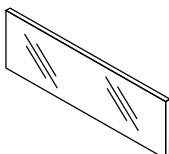
E Height Inner fronts for use with Glass



| Detail | Orion Grey | P.U |
|-------------------------------------|-------------|------|
| Inner Front bracket Set | BZI44ES1SET | 1/12 |
| Inner low front with groove 1042 mm | BZV41042NN | 1/12 |

Cutting Dimensions: Internal Cabinet width -126 mm

Glass Inner fronts E-Height Drawers



| Detail | 600CW | 1058 mm Cut to suit | P.U |
|------------|-----------|---------------------|-----|
| Low Glass | BZE4L458G | BZE4L1058G | 1 |
| High Glass | BZE4H458G | BZE4H1058G | 1 |

Cut to size dimensions = Internal Carcase width - 104 mm

Note: 2 pcs of Adaptor BZI44E09 required for low glass fronts



MERVIOBOX Preassembled Inner Fronts

- Speeds up manufacturing times
- No Cutting or edging of timber back
- Colour coordinated Orion Grey
- Suitable for cabinet widths of 400 - 1000 mm
- 2 Height options

M Height Steel Back



| Cabinet Width | Art No. | P.U |
|---------------|----------|-----|
| 400 mm | BZB4M325 | 36 |
| 500 mm | BZB4M425 | 36 |
| 600 mm | BZB4M525 | 36 |
| 800 mm | BZB4M725 | 28 |
| 900 mm | BZB4M825 | 24 |
| 1000 mm | BZB4M925 | 20 |

E Height Steel Back



| Cabinet Width | Art No. | P.U |
|---------------|----------|-----|
| 400 mm | BZB4E325 | 14 |
| 500 mm | BZB4E425 | 14 |
| 600 mm | BZB4E525 | 14 |
| 800 mm | BZB4E725 | 8 |
| 900 mm | BZB4E825 | 8 |
| 1000 mm | BZB4E925 | 8 |



MERVIOBOX Chipboard Base Programme

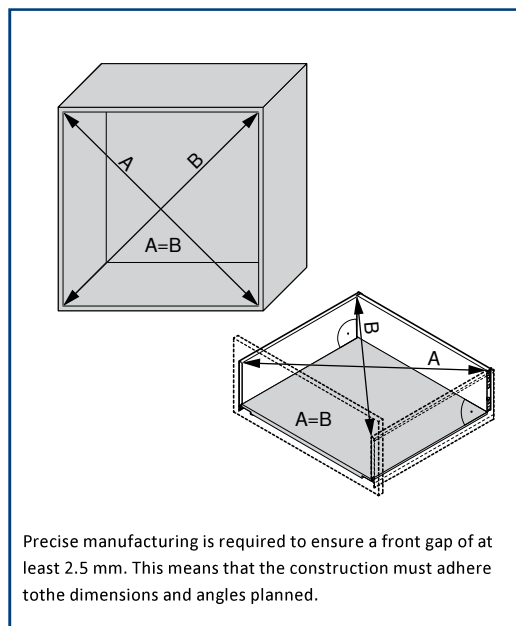

- Reduces production time spent on bases
- Grey finish to match drawer sides
- Designed to suit cabinets with 18 mm gables
- Full Programme available

Pre-Cut Chipboard bases 16 mm

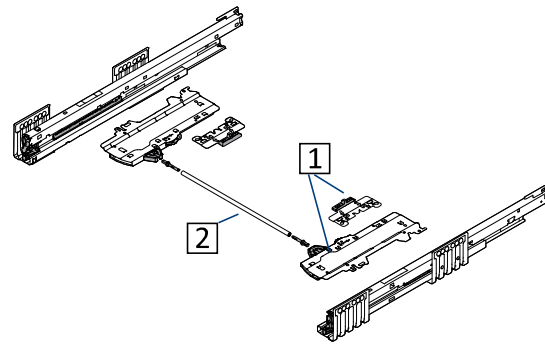
| Cabinet Width | 450 mm Depth | 500 mm Depth | P.U |
|---------------|--------------|--------------|-----|
| 400 mm | DBM4540 | DBM5040 | 1 |
| 450 mm | DBM4545 | DBM5045 | 1 |
| 500 mm | DBM4550 | DBM5050 | 1 |
| 600 mm | DBM4560 | DBM5060 | 1 |
| 800 mm | DBM4580 | DBM5080 | 1 |
| 900 mm | DBM4590 | DBM5090 | 1 |
| 1000 mm | DBM45100 | DBM50100 | 1 |

TIP-ON BLUMOTION

- TIP-ON mechanical opening support system combined with BLUMOTION for soft and effortless closing
- Small minimum front gap of just 2.5 mm
- Extensive trigger range
- Synchronisation cable for in all cases
- 4-dimensional front adjustment option

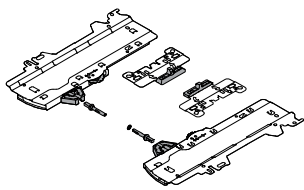


Components



1. TIP-ON Mechanism Set Left & Right
2. Synchronisation cable

TIP-ON BLUMOTION Sets

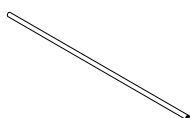


| Nominal Length | Set | Colour | Runner | Weight kg | Code | P.U |
|----------------|-----|------------|--------|-----------|-----------|-------|
| 270 | S0 | White | 40 kg | ≤ 10 | BT60H4040 | 1 Set |
| 270 | S1 | Light Grey | 40 kg | > 10–20 | BT60H4140 | 1 Set |
| 350-500 | L1 | Light Grey | 40 kg | ≤ 20 | BT60H4340 | 1 Set |
| 350-500 | L3 | Dust Grey | 40 kg | 15–40 | BT60H4540 | 1 Set |
| 450-600 | L5 | Black | 70 kg | 35–70 | BT60H4570 | 1 Set |

Set consists of 2 x TIP-ON Units L+R, 2 x Triggers L+R, 2 x link cable connectors

1

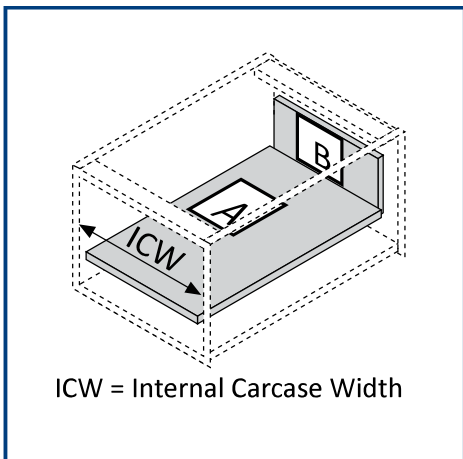
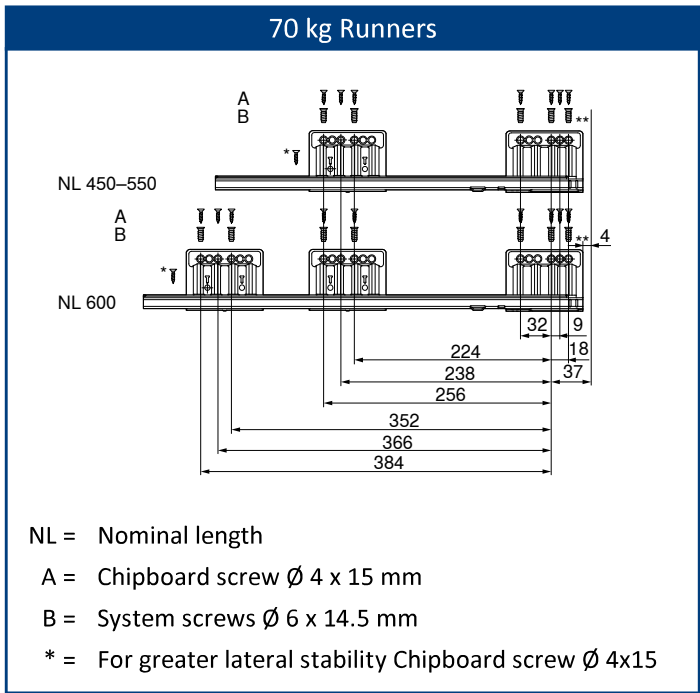
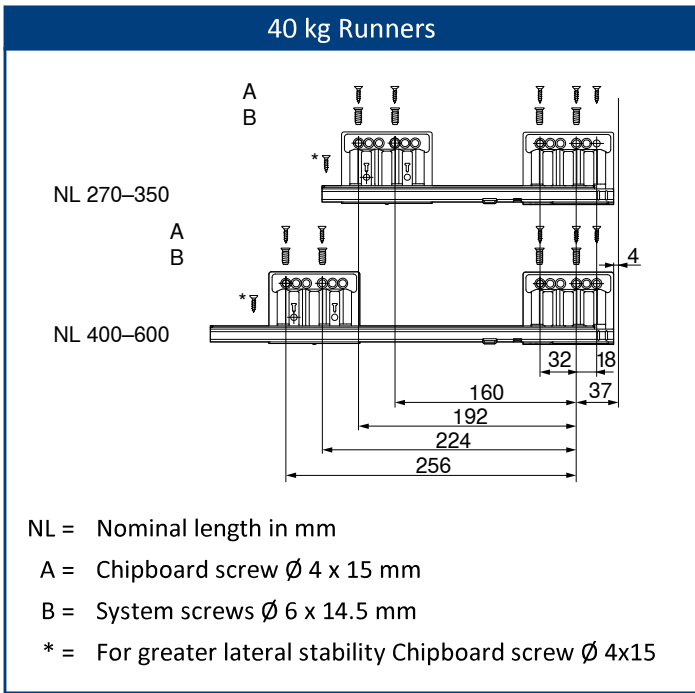
Synchronisation cable



| Length | Code | P.U |
|---------|-----------|-----|
| 1125 mm | BT601125W | 20 |

Cut to size: Internal Cabinet width - 250 mm

2



Please note that the dimensions below are based on 16 mm thick board.

Base Cutting Dimensions

| | Width | Length |
|----------------|--------------------------------|-----------------------|
| Chipboard back | Internal Carcase Width - 51 mm | Drawer Length - 26 mm |
| Steel back | Internal Carcase Width - 51 mm | Drawer Length - 22 mm |

Back Cutting Dimensions

| | Height | Width | Height |
|-----------------|--------|--------------------------------|---------|
| Shallow Drawer | N | Internal Carcase Width - 51 mm | 60.5 mm |
| Standard Drawer | M | Internal Carcase Width - 51 mm | 83 mm |
| High Drawer | K | Internal Carcase Width - 51 mm | 121 mm |
| Pot Drawer | E | Internal Carcase Width - 51 mm | 184 mm |